


# Subtraction

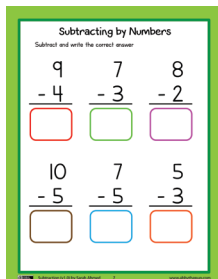
## Table of Contents

Page




Subtracting by Counting Pictures

2




Subtracting by Numbers

7



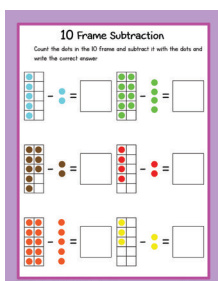
Subtracting by Pictures and Numbers

12



Circle the Correct Number

17




10 Frame Subtraction


22

# Subtracting by Pictures



Subtract and write the correct answer inside the apple




-





=



-





=



-




=



-







=



# Subtracting by Pictures

Subtract and write the correct answer inside the cupcake



# Subtracting by Pictures



Subtract and write the correct answer inside the flower. Color the petals according to the correct number



-





=



-





=




-




=



-

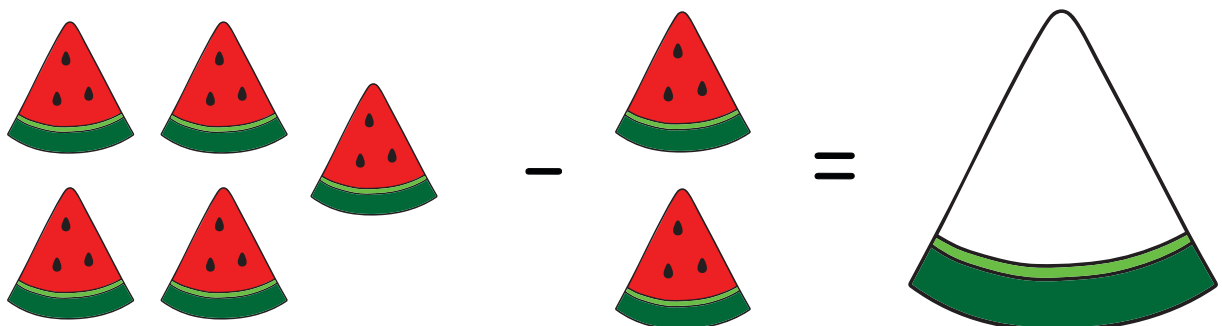

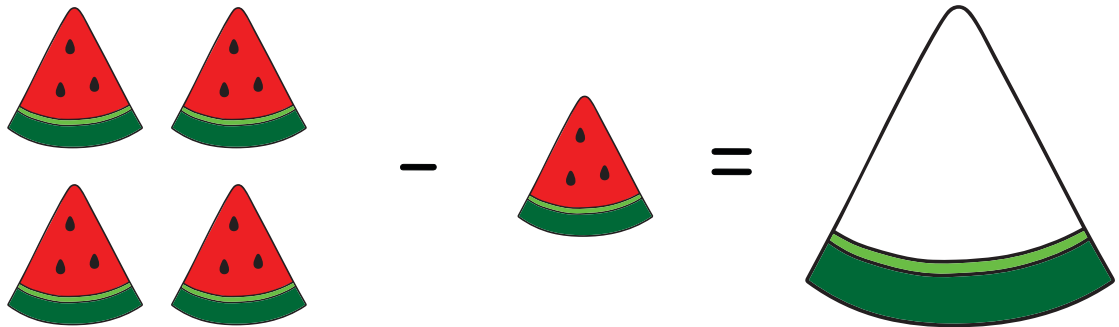



=




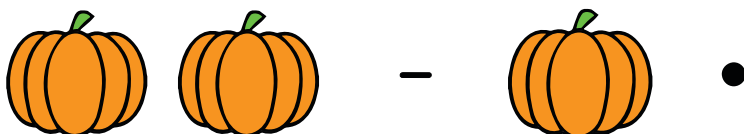





# Subtracting by Pictures

Subtract and write the correct number inside the watermelon




# Subtracting by Pictures


Subtract and draw a line to match with the correct answer





# Subtracting by Numbers


Subtract and write the correct answer


$$\begin{array}{r} 9 \\ - 4 \\ \hline \end{array}$$


$$\begin{array}{r} 7 \\ - 3 \\ \hline \end{array}$$


$$\begin{array}{r} 8 \\ - 2 \\ \hline \end{array}$$


$$\begin{array}{r} 10 \\ - 5 \\ \hline \end{array}$$


$$\begin{array}{r} 7 \\ - 5 \\ \hline \end{array}$$


$$\begin{array}{r} 5 \\ - 3 \\ \hline \end{array}$$


# Subtracting by Numbers

Subtract, write and color the correct number

$$9 - 6 = \underline{\quad}$$

② ④ ③

$$8 - 2 = \underline{\quad}$$

⑥ ① ⑧

$$10 - 6 = \underline{\quad}$$

④ ⑦ ⑨

$$7 - 6 = \underline{\quad}$$

⑤ ③ ①



# Subtracting by Numbers

Subtract, cut and write the correct answer, first one is done for you

|||||



-



=

|||||



-



=

|||||



-



=

|||||



-



=

# Subtracting by Numbers

Write and color the strawberry according to the correct answer

$$\begin{array}{c} \text{6} \\ \text{Strawberry} \end{array} - \begin{array}{c} \text{2} \\ \text{Strawberry} \end{array} = \begin{array}{cccc} \text{Strawberry} & \text{Strawberry} & \text{Strawberry} & \text{Strawberry} \\ & & & \\ & \text{Strawberry} & \text{Strawberry} & \end{array} = \underline{\hspace{2cm}}$$

$$\begin{array}{c} \text{7} \\ \text{Strawberry} \end{array} - \begin{array}{c} \text{1} \\ \text{Strawberry} \end{array} = \begin{array}{cccc} \text{Strawberry} & \text{Strawberry} & \text{Strawberry} & \text{Strawberry} \\ & & & \\ & \text{Strawberry} & \text{Strawberry} & \text{Strawberry} \end{array} = \underline{\hspace{2cm}}$$

$$\begin{array}{c} \text{5} \\ \text{Strawberry} \end{array} - \begin{array}{c} \text{3} \\ \text{Strawberry} \end{array} = \begin{array}{cccc} \text{Strawberry} & \text{Strawberry} & \text{Strawberry} & \text{Strawberry} \\ & & & \\ & & \text{Strawberry} & \end{array} = \underline{\hspace{2cm}}$$

# Subtracting by Numbers

Write and draw the line to match with the correct answer

$$6 - 3 = \square \quad \bullet \quad \bullet \quad 5$$

$$7 - 6 = \square \quad \bullet \quad \bullet \quad 4$$


$$8 - 3 = \square \quad \bullet \quad \bullet \quad 6$$

$$9 - 5 = \square \quad \bullet \quad \bullet \quad 1$$

$$8 - 2 = \square \quad \bullet \quad \bullet \quad 3$$


# Subtracting by Pictures and Numbers

Count the objects, subtract and write the correct answer




$$8 - 5 =$$

---




$$4 - 2 =$$

---



$$9 - 3 =$$

---




$$7 - 3 =$$

---


# Subtracting by Pictures and Numbers

Write the correct number inside the box



$$10 - 4$$

=



$$6 - 3$$

=



$$8 - 2$$

=



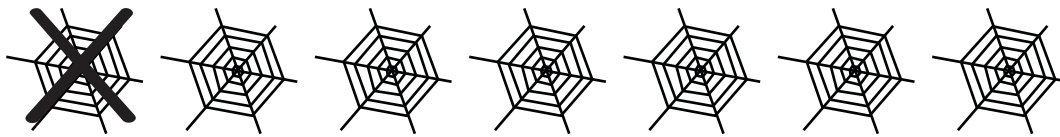
$$7 - 1$$

=


# Subtracting by Pictures and Numbers

Subtract and write the correct answer inside the box


$7 - 1$




$4 - 2$



$10 - 5$




$6 - 2$



# Subtracting by Pictures and Numbers


Subtract and write the correct answer inside the box

$$5 - 1$$




=

$$7 - 2$$



=


$$5 - 3$$




=

# Subtracting by Pictures and Numbers


Subtract and write the correct answer



$$5 - 1 = \underline{\hspace{2cm}}$$



$$6 - 3 = \underline{\hspace{2cm}}$$



$$8 - 3 = \underline{\hspace{2cm}}$$



$$3 - 1 = \underline{\hspace{2cm}}$$



# Circle the Correct Number

Subtract and find the correct number & circle

$8 - 2 = \square$

$10 - 3 = \square$

$7 - 3 = \square$

$5 - 2 = \square$

7

6

8

5

6

3

7

4

3

10

2

4

5

9

6

3

7

# Circle the Correct Number

Subtract and circle the correct number

$10 - 1 =$

\_\_\_\_\_

9 6 3

$7 - 5 =$

\_\_\_\_\_

8 2 4

$8 - 5 =$

\_\_\_\_\_

3 9 1

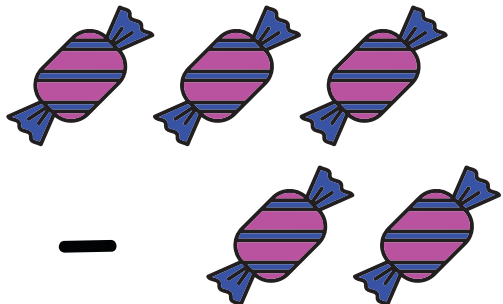
$9 - 2 =$

\_\_\_\_\_

2 5 7

# Circle the Correct Number


Subtract and circle the correct number



$$3 - 2$$

1


4



$$4 - 2$$

2

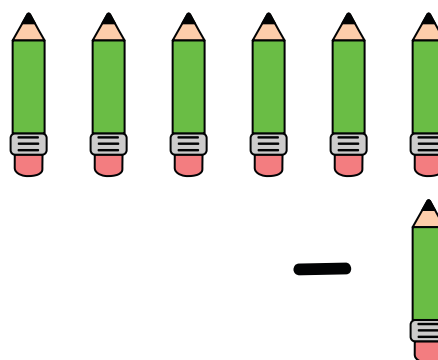
5



$$5 - 2$$

3

2



$$6 - 1$$

7

5

# Circle the Correct Number

Subtract and circle the correct number



4



-

2



5



1



-

2



3



2



6



-

4



8

-

3




1

# Circle the Correct Number

Subtract and circle the correct number

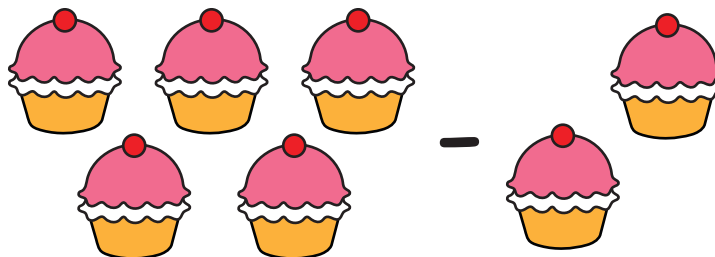
2   3   4




1   5   6



3   9   7

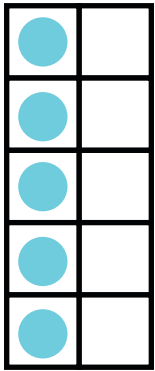


8   5   6





# 10 Frame Subtraction

Count the dots in the 10 frame and subtract it with the dots and write the correct answer



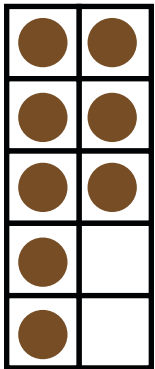

- ●  
●

=





- ●  
●  
●  
●

=





- ●  
●

=



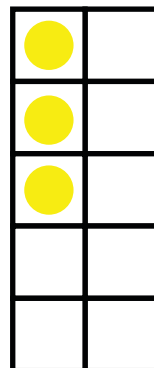

- ●  
●

=




- ●  
●  
●  
●  
●  
●

=




- ●  
●

=




# 10 Frame Subtraction


Count the dots in the 10 frame and subtract, color the image to find the answer, first one is done for you




$$6 - 3 = \underline{3}$$




$$10 - 2 = \underline{\quad}$$




$$5 - 1 = \underline{\quad}$$



$$8 - 7 = \underline{\quad}$$



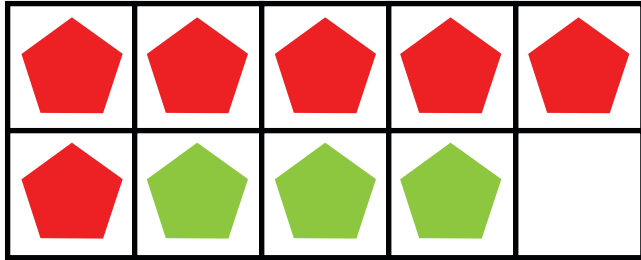
$$7 - 2 = \underline{\quad}$$



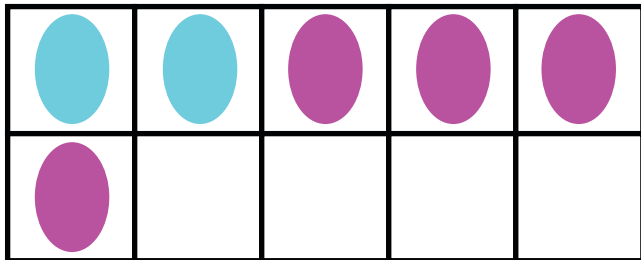
$$4 - 2 = \underline{\quad}$$

# 10 Frame Subtraction


Subtract and solve the problem, use the picture for help




$$9 - 3 = \square$$



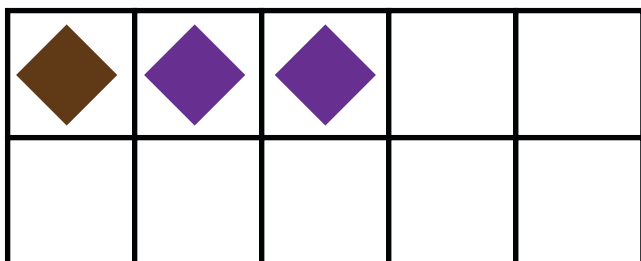
$$6 - 4 = \square$$



$$8 - 3 = \square$$



$$7 - 5 = \square$$





$$3 - 2 = \square$$





# 10 Frame Subtraction

Use the 10 frame to solve the problem, first one is done for you

$$10 - \text{apple with } 2 = 8 \quad 10 - \text{apple} = 5$$



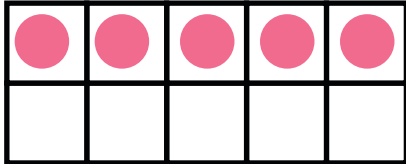
$$10 - \text{apple} = 4 \quad 10 - \text{apple} = 2$$



# 10 Frame Subtraction

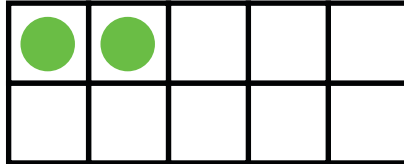
Use the 10 frame to solve the problem

5



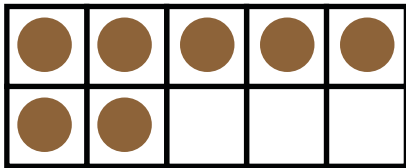
-

2



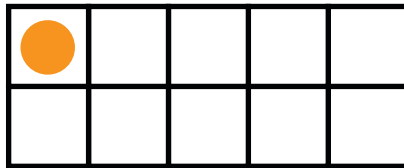
=

7



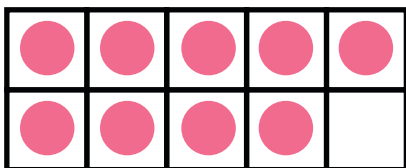
-

1



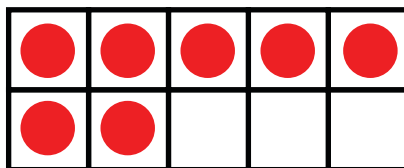
=

9



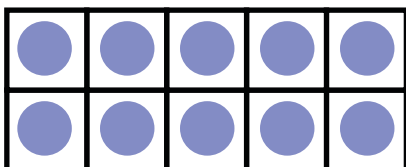
-

7




=

10



-

2



=